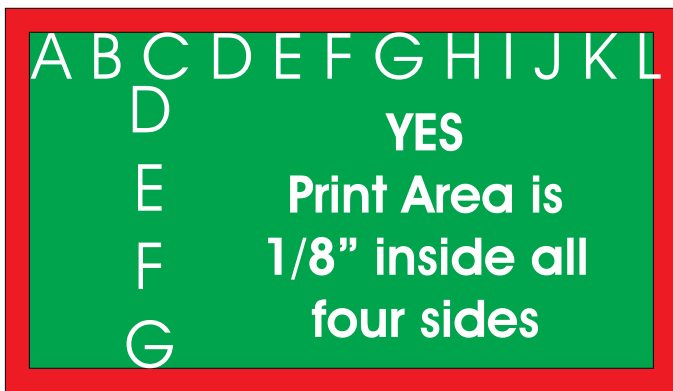




Magnet  
Size  
2" X 3.5"

TO SET UP A TEMPLATE:  
Draw 3 Rectangles and center  
them on each other:  
MAGNET SIZE\*: 2"w X 3.5"  
PRINT SIZE\*: 1.75"w X 3.25"  
BACKGROUND\*: 2.25"w X 3.75"  
\* To make a vertical layout just  
reverse the measurements (change  
the w (wide) to height

Print Area for Text & Logos Size: 1.75" X 3.25"  
Leave 1/8" (0.125) on all four sides



To Print Background Right to the edge Size: 2.25" X 3.75"  
Extend it 1/8" (0.125) on all four sides



The Crystal Group  
[www.crystal-group.com](http://www.crystal-group.com)  
business card magnet template guide

